



## Results Summary

Résumé des résultats

	Record	Split	Name	NOC Code	Location	Date
WR	34.79		KABANOV Pavel	RUS	San Marino (ITA)	6 JUL 2005
GR	35.86		SKORJENKO Evgeny	RUS	Akita (JPN)	25 AUG 2001

### Preliminary

Event No. 1

Rank	Heat	Lane	Name	Date of Birth	NOC Code	R.T.	50m	Time	Time Behind
1	1	4	SYDORENKO Dmytro	9 JAN 1988	UKR	1.05	16.33	<b>35.85</b> 19.52	Q GR
2	2	3	MIAO Jingwei	31 OCT 1984	CHN	0.90	16.86	<b>36.19</b> 19.33	0.34 Q
3	1	5	NAVA Andrea	13 MAR 1982	ITA	1.16	17.57	<b>36.35</b> 18.78	0.50 Q
4	2	4	YUAN Haifeng	16 JUL 1982	CHN	0.94	17.84	<b>36.72</b> 18.88	0.87 Q
5	2	7	ROMERO RIVERA Leonidas	18 DEC 1982	COL	0.85	17.07	<b>36.78</b> 19.71	0.93 Q
6	2	2	KULAKOV Pavel	1 JAN 1982	RUS	0.98	17.59	<b>36.91</b> 19.32	1.06 Q
7	1	3	BURAKOV Andrey	17 JUL 1988	RUS	0.91	17.46	<b>36.94</b> 19.48	1.09 Q
8	1	6	SHEKERA Dmytro	17 AUG 1992	UKR	0.98	17.44	<b>37.06</b> 19.62	1.21 Q
9	2	5	FUMAROLA Cesare	24 JAN 1985	ITA	0.93	17.61	<b>37.30</b> 19.69	1.45
10	2	6	KOKAI Daniel	20 JAN 1988	HUN	0.89	17.75	<b>37.39</b> 19.64	1.54
11	1	2	PARK Jeongsu	2 AUG 1989	KOR	0.97	18.45	<b>37.66</b> 19.21	1.81
12	1	7	KOVY Bence	17 NOV 1990	HUN	0.92	18.24	<b>38.04</b> 19.80	2.19
13	2	1	MORICE Erven	22 SEP 1972	FRA	0.87	18.36	<b>38.20</b> 19.84	2.35
14	1	1	SCHULTZ Enrico	19 SEP 1981	GER	0.89	18.32	<b>38.56</b> 20.24	2.71
15	2	8	ISLAM Shama	20 JUN 1985	EGY	0.84	18.42	<b>39.14</b> 20.72	3.29
16	1	8	FOUDA Karim	28 MAR 1992	EGY	0.98	18.86	<b>39.27</b> 20.41	3.42

Legend:

GR R.T. Reaction time

## Timing & Data-Handling by TISSOT





## Results Summary

Résumé des résultats

	Record	Splits	Name	NOC Code	Location	Date
<b>WR</b>	1:29.99		KRAVCHUK Vasilisa	RUS	Eger (HUN)	24 JUL 2008
<b>GR</b>	1:32.44		KRAVACHUK Vasilisa	RUS	Duisburg (GER)	21 JUL 2005

### Preliminary

Event No. 2

Rank	Heat	Lane	Name	Date of Birth	NOC Code	R.T.	50m	100m	150m	Time	Time Behind
1	1	2	PILZ Sandra	26 APR 1980	GER	1.04	22.36	45.42 23.06	1:09.16 23.74	<b>1:33.05</b> 23.89	Q
2	2	4	KRAVCHUK Vasilisa	16 AUG 1987	RUS	0.91	22.11	45.66 23.55	1:09.71 24.05	<b>1:33.29</b> 23.58	0.24 Q
3	2	5	SHLYAKHOVSKA Olga	8 OCT 1984	UKR	0.99	21.70	45.36 23.66	1:09.86 24.50	<b>1:33.72</b> 23.86	0.67 Q
4	2	6	BARANOVSKAYA Valeria	16 FEB 1990	RUS	0.90	22.13	45.74 23.61	1:10.03 24.29	<b>1:34.33</b> 24.30	1.28 Q
5	2	7	SCHREIBER Franziska	10 FEB 1988	GER	0.94	22.85	46.49 23.64	1:10.54 24.05	<b>1:34.90</b> 24.36	1.85 Q
6	2	1	KAROLYI Csilla	21 APR 1989	HUN	0.90	21.81	45.91 24.10	1:10.74 24.83	<b>1:35.26</b> 24.52	2.21 Q
7	1	6	GODOVANA Olga	8 AUG 1991	UKR	1.01	21.85	45.78 23.93	1:10.68 24.90	<b>1:35.71</b> 25.03	2.66 Q
8	1	1	SVOZILOVA Zuzana	22 JAN 1989	CZE	1.03	22.99	47.16 24.17	1:11.90 24.74	<b>1:36.29</b> 24.39	3.24 Q
9	2	3	CHOI Saerom	14 JUL 1987	KOR	0.91	23.40	46.78 23.38	1:11.64 24.86	<b>1:36.39</b> 24.75	3.34
10	1	7	DEBRECZENI Hajnalka	15 OCT 1980	HUN	0.87	20.92	44.50 23.58	1:10.33 25.83	<b>1:36.73</b> 26.40	3.68
11	1	4	LI Jing	25 MAR 1989	CHN	0.90	21.82	46.81 24.99	1:12.72 25.91	<b>1:37.52</b> 24.80	4.47
12	2	2	MARINCAKOVA Nikola	31 MAY 1988	SVK	0.90	22.37	46.49 24.12	1:12.65 26.16	<b>1:38.86</b> 26.21	5.81
13	1	3	JEON Ahram	22 APR 1986	KOR	0.89	22.99	48.60 25.61	1:11.19 22.59	<b>1:39.89</b> 28.70	6.84
14	1	8	TOKA EI Kordi	30 JUL 1993	EGY	1.03	23.15	49.22 26.07	1:16.38 27.16	<b>1:43.03</b> 26.65	9.98
15	1	5	ZHU Baozhen	31 AUG 1985	CHN	0.95	22.91	50.81 27.90	1:19.11 28.30	<b>1:48.07</b> 28.96	15.02

Legend:

R.T. Reaction time

## Timing & Data-Handling by TISSOT





## Results Summary

Résumé des résultats

	Record	Splits	Name	NOC Code	Location	Date
<b>WR</b>	2:59.74		FIGINI Stefano	ITA	Bari (ITA)	30 JUL 2007
<b>GR</b>	3:03.26		RESNIKOV Nikolai	RUS	Duisburg (GER)	21 JUL 2005

### Preliminary

Event No. 3

Rank	Heat	Lane	Name	Date of Birth	NOC Code	R.T.	Time	Time Behind
<b>1</b>	<b>1</b>	<b>6</b>	<b>GRUBNIK Denys</b>	<b>21 AUG 1992</b>	<b>UKR</b>	<b>1.12</b>	<b>3:05.35</b>	<b>Q</b>
	50m 20.99	100m 44.21	150m 1:07.23	200m 1:30.50	250m 1:53.43	300m 2:17.13	350m 2:41.04	
		23.22	23.02	23.27	22.93	23.70	23.91	24.31
<b>2</b>	<b>2</b>	<b>5</b>	<b>LUTZKENDORF Sven</b>	<b>6 APR 1985</b>	<b>GER</b>	<b>1.06</b>	<b>3:06.69</b>	<b>1.34 Q</b>
	50m 21.32	100m 44.56	150m 1:07.88	200m 1:31.66	250m 1:55.41	300m 2:19.59	350m 2:43.27	
		23.24	23.32	23.78	23.75	24.18	23.68	23.42
<b>3</b>	<b>2</b>	<b>3</b>	<b>KANYO Denes</b>	<b>26 AUG 1976</b>	<b>HUN</b>	<b>1.16</b>	<b>3:06.80</b>	<b>1.45 Q</b>
	50m 22.23	100m 44.97	150m 1:09.19	200m 1:32.83	250m 1:57.14	300m 2:20.41	350m 2:44.57	
		22.74	24.22	23.64	24.31	23.27	24.16	22.23
<b>4</b>	<b>2</b>	<b>4</b>	<b>FIGINI Stefano</b>	<b>14 JUN 1987</b>	<b>ITA</b>	<b>1.07</b>	<b>3:06.81</b>	<b>1.46 Q</b>
	50m 21.51	100m 45.03	150m 1:08.69	200m 1:32.49	250m 1:56.12	300m 2:20.07	350m 2:43.89	
		23.52	23.66	23.80	23.63	23.95	23.82	22.92
<b>5</b>	<b>2</b>	<b>6</b>	<b>MALETIN Roman</b>	<b>11 AUG 1984</b>	<b>RUS</b>	<b>1.09</b>	<b>3:08.09</b>	<b>2.74 Q</b>
	50m 22.35	100m 45.31	150m 1:08.62	200m 1:32.50	250m 1:56.37	300m 2:20.64	350m 2:44.86	
		22.96	23.31	23.88	23.87	24.27	24.22	23.23
<b>6</b>	<b>1</b>	<b>4</b>	<b>YOON Young Joong</b>	<b>9 DEC 1984</b>	<b>KOR</b>	<b>0.94</b>	<b>3:09.33</b>	<b>3.98 Q</b>
	50m 21.26	100m 44.56	150m 1:08.23	200m 1:32.08	250m 1:55.47	300m 2:19.60	350m 2:44.22	
		23.30	23.67	23.85	23.39	24.13	24.62	25.11
<b>7</b>	<b>1</b>	<b>3</b>	<b>YOU Gyeongheon</b>	<b>15 FEB 1989</b>	<b>KOR</b>	<b>0.94</b>	<b>3:10.34</b>	<b>4.99 Q</b>
	50m 22.37	100m 45.48	150m 1:09.67	200m 1:33.47	250m 1:57.62	300m 2:21.08	350m 2:46.26	
		23.11	24.19	23.80	24.15	23.46	25.18	24.08
<b>8</b>	<b>2</b>	<b>2</b>	<b>SCASNY Patrik</b>	<b>27 APR 1989</b>	<b>SVK</b>	<b>1.03</b>	<b>3:12.23</b>	<b>6.88 Q</b>
	50m 21.32	100m 44.66	150m 1:08.67	200m 1:33.12	250m 1:57.72	300m 2:22.61	350m 2:47.78	
		23.34	24.01	24.45	24.60	24.89	25.17	24.45
<b>9</b>	<b>2</b>	<b>8</b>	<b>YANG Ping Hua</b>	<b>19 SEP 1994</b>	<b>TPE</b>	<b>0.85</b>	<b>3:12.74</b>	<b>7.39</b>
	50m 21.16	100m 44.43	150m 1:08.71	200m 1:33.25	250m 1:57.42	300m 2:22.31	350m 2:47.29	
		23.27	24.28	24.54	24.17	24.89	24.98	25.45
<b>10</b>	<b>2</b>	<b>7</b>	<b>GHONIM Elhassan</b>	<b>30 JUL 1990</b>	<b>EGY</b>	<b>0.95</b>	<b>3:14.28</b>	<b>8.93</b>
	50m 22.17	100m 45.77	150m 1:09.57	200m 1:34.26	250m 1:59.43	300m 2:24.59	350m 2:49.45	
		23.60	23.80	24.69	25.17	25.16	24.86	24.83
<b>11</b>	<b>1</b>	<b>1</b>	<b>ZIEGLER Florian</b>	<b>25 SEP 1987</b>	<b>GER</b>	<b>0.91</b>	<b>3:15.08</b>	<b>9.73</b>
	50m 21.62	100m 45.48	150m 1:09.85	200m 1:35.08	250m 2:00.04	300m 2:25.79	350m 2:50.69	
		23.86	24.37	25.23	24.96	25.75	24.90	24.39
<b>12</b>	<b>2</b>	<b>1</b>	<b>ABOU MOSALLEM Mohsen</b>	<b>22 JUL 1985</b>	<b>EGY</b>	<b>1.05</b>	<b>3:22.23</b>	<b>16.88</b>
	50m 25.28	100m 45.71	150m 1:10.78	200m 1:36.56	250m 2:02.73	300m 2:29.15	350m 2:56.07	
		20.43	25.07	25.78	26.17	26.42	26.92	26.16
<b>13</b>	<b>1</b>	<b>7</b>	<b>JIAN Ka</b>	<b>15 MAR 1988</b>	<b>CHN</b>	<b>0.98</b>	<b>3:26.60</b>	<b>21.25</b>
	50m 21.70	100m 46.49	150m 1:11.62	200m 1:38.18	250m 2:04.73	300m 2:32.27	350m 2:59.18	
		24.79	25.13	26.56	26.55	27.54	26.91	27.42
<b>14</b>	<b>1</b>	<b>2</b>	<b>PANOV Viktor</b>	<b>26 SEP 1985</b>	<b>UKR</b>	<b>1.06</b>	<b>3:26.74</b>	<b>21.39</b>
	50m 21.60	100m 45.68	150m 1:11.46	200m 1:38.02	250m 2:05.19	300m 2:32.33	350m 2:59.73	
		24.08	25.78	26.56	27.17	27.14	27.40	27.01
	<b>1</b>	<b>5</b>	<b>NAVA Andrea</b>	<b>13 MAR 1982</b>	<b>ITA</b>		<b>DNS</b>	

Timing & Data-Handling by TISSOT





## Results Summary

Résumé des résultats

	Record	Name	NOC Code	Location	Date
<b>WR</b>	15.57	XU Huan Shan	CHN	Su Zhou (CHN)	30 MAY 2006
<b>GR</b>	16.40	GLOUKHIKH Anastasia	RUS	Duisburg (GER)	21 JUL 2005

### Preliminary

### Event No. 4

Rank	Heat	Lane	Name	Date of Birth	NOC Code	R.T.	Time	Time Behind
1	1	4	ZHU Baozhen	31 AUG 1985	CHN	0.90	<b>15.93</b>	Q GR
2	2	4	XU Huanshan	18 FEB 1988	CHN	0.86	<b>16.17</b>	0.24 Q
3	1	5	KASIMOVA Yana	24 MAR 1984	RUS	0.95	<b>16.69</b>	0.76 Q
4	2	6	HEITZ Camille	19 MAR 1986	FRA	1.06	<b>16.79</b>	0.86 Q
5	1	6	DYELOVA Kateryna	24 JUL 1983	UKR	0.94	<b>16.80</b>	0.87 Q
5	2	2	HIRSCHFELDT Tina	19 JUN 1985	GER	0.83	<b>16.80</b>	0.87 Q
7	1	3	SATTAROVA Galija	25 JUL 1983	EST	0.80	<b>16.90</b>	0.97 Q
8	2	1	SZEKELY Lilla	11 JAN 1986	HUN	0.90	<b>16.92</b>	0.99 Q
9	1	2	KIM Hyeonjin	19 JAN 1987	KOR	0.82	<b>16.93</b>	1.00
10	2	7	PEREZ RUBIO Alix Victoria	29 AUG 1980	COL	0.86	<b>16.99</b>	1.06
11	2	3	ARTIUSHENKO Margaryta	28 SEP 1989	UKR	1.10	<b>17.05</b>	1.12
12	2	5	LIU Hao Min	2 NOV 1990	TPE	0.97	<b>17.46</b>	1.53
13	1	7	SAKAMOTO Yayoi	1 MAR 1976	JPN	0.80	<b>17.60</b>	1.67
14	1	1	MATTHES Nicole	1 OCT 1985	GER	0.83	<b>17.87</b>	1.94
15	1	8	PASQUALOTTI Lea, Ida, Lina	30 DEC 1987	FRA	1.02	<b>18.13</b>	2.20
16	2	8	MASTROIANNI Roberta	29 JUL 1993	ITA	1.01	<b>18.36</b>	2.43

Legend:

GR R.T. Reaction time

## Timing & Data-Handling by TISSOT





## Results

Résultats

	Record	Split	Name	NOC Code	Location	Date
<b>WR</b>	34.79		KABANOV Pavel	RUS	San Marino (ITA)	6 JUL 2005
<b>GR</b>	35.85	16.33	SYDORENKO Dmytro	UKR	Kaohsiung	23 JUL 2009

Final

Event No. 1

Rank	Lane	Name	NOC Code	R.T.	50m	Time	Time Behind
1	5	MIAO Jingwei	CHN	0.95	(2) 16.57	<b>35.95</b> 19.38	
2	4	SYDORENKO Dmytro	UKR	1.04	(1) 16.31	<b>36.24</b> 19.93	0.29
3	3	NAVA Andrea	ITA	0.90	(5) 17.25	<b>36.35</b> 19.10	0.40
4	2	ROMERO RIVERA Leonidas	COL	0.85	(4) 17.14	<b>36.48</b> 19.34	0.53
5	6	YUAN Haifeng	CHN	0.78	(3) 16.92	<b>36.51</b> 19.59	0.56
6	7	KULAKOV Pavel	RUS	0.97	(6) 17.34	<b>36.85</b> 19.51	0.90
7	8	SHEKERA Dmytro	UKR	0.95	(8) 17.49	<b>37.18</b> 19.69	1.23
	1	BURAKOV Andrey	RUS	0.86	(7) 17.36	<b>DNF</b>	

**Legend:**

DNF Did not finish

R.T. Reaction time

## Timing & Data-Handling by TISSOT





Results

Résultats

	Record	Splits	Name	NOC Code	Location	Date
<b>WR</b>	1:29.99		KRAVCHUK Vasilisa	RUS	Eger (HUN)	24 JUL 2008
<b>GR</b>	1:32.44		KRAVACHUK Vasilisa	RUS	Duisburg (GER)	21 JUL 2005

Final

Event No. 2

Rank	Lane	Name	NOC Code	R.T.	50m	100m	150m	Time	Time Behind
1	5	KRAVCHUK Vasilisa	RUS	0.90	(1) 20.83	(1) 43.60 22.77	(1) 1:06.41 22.81	<b>1:29.30</b> 22.89	WR
2	6	BARANOVSKAYA Valeria	RUS	0.90	(3) 21.30	(3) 44.09 22.79	(2) 1:07.17 23.08	<b>1:30.37</b> 23.20	1.07
3	3	SHLYAKHOVSKA Olga	UKR	1.04	(2) 21.18	(2) 43.85 22.67	(3) 1:07.75 23.90	<b>1:32.23</b> 24.48	2.93
4	4	PILZ Sandra	GER	1.01	(4) 21.79	(4) 45.10 23.31	(4) 1:09.00 23.90	<b>1:32.96</b> 23.96	3.66
5	1	GODOVANA Olga	UKR	0.95	(5) 22.02	(5) 45.12 23.10	(5) 1:09.61 24.49	<b>1:33.58</b> 23.97	4.28
6	7	KAROLYI Csilla	HUN	0.88	(6) 22.03	(6) 46.07 24.04	(7) 1:10.48 24.41	<b>1:34.33</b> 23.85	5.03
7	2	SCHREIBER Franziska	GER	0.91	(7) 22.48	(7) 46.12 23.64	(6) 1:10.24 24.12	<b>1:34.95</b> 24.71	5.65
8	8	SVOZILOVA Zuzana	CZE	0.99	(8) 22.61	(8) 46.70 24.09	(8) 1:11.83 25.13	<b>1:37.22</b> 25.39	7.92

Legend:

R.T. Reaction time

WR World record

Timing & Data-Handling by TISSOT





Results  
Résultats

	Record	Splits	Name	NOC Code	Location	Date
<b>WR</b>	2:59.74		FIGINI Stefano	ITA	Bari (ITA)	30 JUL 2007
<b>GR</b>	3:03.26		RESNIKOV Nikolai	RUS	Duisburg (GER)	21 JUL 2005

Final

Event No. 3

Rank	Lane	Name	NOC Code	R.T.	Time	Time Behind		
<b>1</b>	<b>6</b>	<b>FIGINI Stefano</b>	<b>ITA</b>	<b>0.97</b>	<b>2:58.64</b>	<b>WR</b>		
50m (3)	20.58	100m (1) 42.57 21.99	150m (1) 1:04.96 22.39	200m (1) 1:27.85 22.89	250m (1) 1:50.15 22.30	300m (1) 2:13.31 23.16	350m (1) 2:36.05 22.74	22.59
<b>2</b>	<b>5</b>	<b>LUTZKENDORF Sven</b>	<b>GER</b>	<b>0.97</b>	<b>3:01.57</b>	<b>2.93</b>		
50m (4)	20.84	100m (2) 43.08 22.24	150m (2) 1:05.58 22.50	200m (2) 1:28.57 22.99	250m (2) 1:51.75 23.18	300m (2) 2:15.25 23.50	350m (2) 2:38.64 23.39	22.93
<b>3</b>	<b>3</b>	<b>KANYO Denes</b>	<b>HUN</b>	<b>1.01</b>	<b>3:01.76</b>	<b>3.12</b>		
50m (6)	21.44	100m (6) 44.34 22.90	150m (6) 1:07.54 23.20	200m (5) 1:30.62 23.08	250m (5) 1:53.31 22.69	300m (4) 2:16.61 23.30	350m (3) 2:39.59 22.98	22.17
<b>4</b>	<b>4</b>	<b>GRUBNIK Denys</b>	<b>UKR</b>	<b>1.21</b>	<b>3:04.09</b>	<b>5.45</b>		
50m (5)	21.40	100m (5) 43.98 22.58	150m (4) 1:06.58 22.60	200m (4) 1:29.54 22.96	250m (3) 1:52.54 23.00	300m (3) 2:16.58 24.04	350m (4) 2:40.08 23.50	24.01
<b>5</b>	<b>2</b>	<b>MALETIN Roman</b>	<b>RUS</b>	<b>1.11</b>	<b>3:05.34</b>	<b>6.70</b>		
50m (8)	22.17	100m (8) 44.97 22.80	150m (7) 1:08.11 23.14	200m (7) 1:31.88 23.77	250m (6) 1:55.90 24.02	300m (6) 2:19.74 23.84	350m (6) 2:43.15 23.41	22.19
<b>6</b>	<b>7</b>	<b>YOON Young Joong</b>	<b>KOR</b>	<b>0.95</b>	<b>3:07.17</b>	<b>8.53</b>		
50m (2)	20.48	100m (4) 43.20 22.72	150m (3) 1:05.81 22.61	200m (3) 1:28.90 23.09	250m (4) 1:52.64 23.74	300m (5) 2:17.57 24.93	350m (5) 2:42.63 25.06	24.54
<b>7</b>	<b>8</b>	<b>SCASNY Patrik</b>	<b>SVK</b>	<b>1.02</b>	<b>3:11.81</b>	<b>13.17</b>		
50m (1)	20.38	100m (3) 43.13 22.75	150m (5) 1:06.84 23.71	200m (6) 1:31.32 24.48	250m (7) 1:56.26 24.94	300m (8) 2:21.24 24.98	350m (7) 2:47.09 25.85	24.72
<b>8</b>	<b>1</b>	<b>YOU Gyeongheon</b>	<b>KOR</b>	<b>0.91</b>	<b>3:12.54</b>	<b>13.90</b>		
50m (7)	21.74	100m (7) 44.47 22.73	150m (8) 1:08.16 23.69	200m (8) 1:32.12 23.96	250m (7) 1:56.26 24.14	300m (7) 2:21.10 24.84	350m (8) 2:47.13 26.03	25.41

Legend:

R.T. Reaction time

WR World record

Timing & Data-Handling by TISSOT





## Results

Résultats

	Record	Name	NOC Code	Location	Date
<b>WR</b>	15.57	XU Huan Shan	CHN	Su Zhou (CHN)	30 MAY 2006
<b>GR</b>	15.93	ZHU Baozhen	CHN	Kaohsiung	23 JUL 2009

### Final

Event No. 4

Rank	Lane	Name	NOC Code	R.T.	Time	Time Behind
1	4	ZHU Baozhen	CHN	0.86	<b>15.10</b>	WR
2	5	XU Huanshan	CHN	0.92	<b>15.61</b>	0.51
3	3	KASIMOVA Yana	RUS	0.91	<b>16.32</b>	1.22
4	6	HEITZ Camille	FRA	1.00	<b>16.50</b>	1.40
5	2	DYELOVA Kateryna	UKR	0.93	<b>16.55</b>	1.45
6	1	SATTAROVA Galija	EST	0.80	<b>16.60</b>	1.50
7	7	HIRSCHFELDT Tina	GER	0.80	<b>16.93</b>	1.83
8	8	SZEKELY Lilla	HUN	0.89	<b>17.13</b>	2.03

**Legend:**

R.T. Reaction time

WR World record

## Timing & Data-Handling by TISSOT





Results

Résultats

	Record	Splits	NOC (Relay)	Location	Date
<b>WR</b>	2:38.66		CHN - China	Yantai (CHN)	2 NOV 2008
<b>GR</b>	2:47.25		RUS - Russia	Duisburg (GER)	21 JUL 2005

Final


Event No. 5

Rank	Lane	NOC	Name	R.T.	50m	100m	Time	Time Behind
1	4	CHN - China	LIANG Yaoyue	0.89	17.79	38.79	(1) 38.79	WR
			LI Jing	0.25	18.68	39.64	(1) 1:18.43	
			XU Huanshan	0.40	18.34	39.78	(1) 1:58.21	
			ZHU Baozhen	0.40	17.89	39.60	(1) 2:37.81	
2	5	KOR - Korea	JANG Yesol	0.80	18.47	39.39	(2) 39.39	4.12
			JEON Ahram	0.39	19.04	39.88	(2) 1:19.27	
			KIM Hyeonjin	0.26	18.97	41.90	(2) 2:01.17	
			CHOI Saerom	0.35	19.49	40.76	(2) 2:41.93	
3	6	RUS - Russia	DZHAVAKHISHVILI Medeya	0.90	19.54	41.98	(5) 41.98	7.01
			KASIMOVA Yana	0.69	20.22	40.84	(3) 1:22.82	
			BARANOVSKAYA Valeria	0.67	20.57	41.79	(3) 2:04.61	
			KRAVCHUK Vasilisa	0.50	19.26	40.21	(3) 2:44.82	
4	3	UKR - Ukraine	DYELOVA Kateryna	0.97	19.16	41.12	(4) 41.12	8.25
			SHLYAKHOVSKA Olga	0.45	20.16	42.01	(4) 1:23.13	
			GODOVANA Olga	0.28	20.39	42.57	(4) 2:05.70	
			ARTIUSHENKO Margo	0.54	18.80	40.36	(4) 2:46.06	
5	2	HUN - Hungary	SZEKELY Lilla	0.97	19.98	40.97	(3) 40.97	9.80
			DEBRECZENI Hajnalka	0.47	20.22	42.85	(5) 1:23.82	
			WIRTZ Melinda	0.19	20.37	43.43	(6) 2:07.25	
			KAROLYI Csilla	0.53	19.39	40.36	(5) 2:47.61	
6	7	GER - Germany	HIRSCHFELDT Tina	0.83	20.25	42.21	(6) 42.21	11.64
			MATTHES Nicole	0.33	20.36	43.34	(6) 1:25.55	
			PILZ Sandra	0.26	20.02	41.26	(5) 2:06.81	
			SCHREIBER Franziska	0.38	20.77	42.64	(6) 2:49.45	

Legend:

R.T. Reaction time      W World record at intermediate distance      WR World record

Timing & Data-Handling by TISSOT





## Results Summary

Résumé des résultats

	Record	Split	Name	NOC Code	Location	Date
<b>WR</b>	38.79	17.79	LIANG Yaoyue	CHN	Kaohsiung	23 JUL 2009
<b>GR</b>	38.79	17.79	LIANG Yaoyue	CHN	Kaohsiung	23 JUL 2009

### Preliminary


Event No. 6

Rank	Heat	Lane	Name	Date of Birth	NOC Code	R.T.	50m	Time	Time Behind
1	2	4	ZHU Baozhen	31 AUG 1985	CHN	0.93	18.59	<b>40.25</b> 21.66	Q
2	2	5	LIANG Yaoyue	29 AUG 1989	CHN	0.84	19.09	<b>40.46</b> 21.37	0.21 Q
3	1	3	JANG Yesol	14 NOV 1988	KOR	0.80	18.98	<b>40.54</b> 21.56	0.29 Q
4	1	2	SZEKELY Lilla	11 JAN 1986	HUN	0.96	19.30	<b>40.58</b> 21.28	0.33 Q
5	1	5	HEITZ Camille	19 MAR 1986	FRA	1.03	19.82	<b>40.59</b> 20.77	0.34 Q
6	2	3	DYELOVA Kateryna	24 JUL 1983	UKR	0.95	19.52	<b>41.08</b> 21.56	0.83 Q
7	1	4	ARTIUSHENKO Margo	28 SEP 1989	UKR	1.04	19.44	<b>41.19</b> 21.75	0.94 Q
8	2	6	CHOI Saerom	14 JUL 1987	KOR	0.85	19.90	<b>41.63</b> 21.73	1.38 Q
9	1	6	SATTAROVA Galija	25 JUL 1983	EST	0.83	19.65	<b>41.73</b> 22.08	1.48
10	2	7	HIRSCHFELDT Tina	19 JUN 1985	GER	0.81	19.95	<b>42.21</b> 22.26	1.96
11	2	1	PILZ Sandra	26 APR 1980	GER	1.05	20.68	<b>42.22</b> 21.54	1.97
12	2	2	DZHAVAKHISHVILI Medeya	19 APR 1988	RUS	0.91	20.42	<b>42.48</b> 22.06	2.23
13	1	7	MASTROIANNI Roberta	29 JUL 1993	ITA	0.96	20.88	<b>43.13</b> 22.25	2.88
14	1	1	TOKA El Kordi	30 JUL 1993	EGY	0.99	21.97	<b>45.32</b> 23.35	5.07

**Legend:**

R.T. Reaction time

## Timing & Data-Handling by TISSOT





## Results Summary

Résumé des résultats

	Record	Splits	Name	NOC Code	Location	Date
WR	1:21.79		NAVA Andrea	ITA	Eger (HUN)	23 JUL 2008
GR	1:24.04		KABANOV Pavel	RUS	Duisburg (GER)	22 JUL 2005

### Preliminary

Event No. 7

Rank	Heat	Lane	Name	Date of Birth	NOC Code	R.T.	50m	100m	150m	Time	Time Behind
1	1	4	FIGINI Stefano	14 JUN 1987	ITA	0.99	20.25	41.98 21.73	1:03.62 21.64	<b>1:25.39</b> 21.77	Q
2	1	6	SHEKERA Dmytro	17 AUG 1992	UKR	1.04	19.99	41.56 21.57	1:03.62 22.06	<b>1:25.51</b> 21.89	0.12 Q
3	2	3	KANYO Denes	26 AUG 1976	HUN	0.94	20.51	42.31 21.80	1:04.04 21.73	<b>1:25.61</b> 21.57	0.22 Q
4	2	4	NAVA Andrea	13 MAR 1982	ITA	0.89	20.88	42.62 21.74	1:04.32 21.70	<b>1:26.15</b> 21.83	0.76 Q
5	2	5	KOKAI Daniel	20 JAN 1988	HUN	1.01	20.67	42.40 21.73	1:04.68 22.28	<b>1:26.22</b> 21.54	0.83 Q
6	1	1	YOU Gyeongheon	15 FEB 1989	KOR	0.93	21.03	42.90 21.87	1:04.73 21.83	<b>1:26.34</b> 21.61	0.95 Q
7	2	1	LUTZKENDORF Sven	6 APR 1985	GER	0.94	20.65	42.37 21.72	1:04.69 22.32	<b>1:26.42</b> 21.73	1.03 Q
8	2	2	MALETIN Roman	11 AUG 1984	RUS	1.00	20.82	42.51 21.69	1:04.30 21.79	<b>1:26.43</b> 22.13	1.04 Q
9	1	2	REZNIKOV Nikolay	1 OCT 1983	RUS	0.99	20.76	42.30 21.54	1:04.12 21.82	<b>1:26.45</b> 22.33	1.06
10	1	3	YOON Young Joong	9 DEC 1984	KOR	0.93	20.12	42.06 21.94	1:04.23 22.17	<b>1:26.65</b> 22.42	1.26
11	2	8	ZIEGLER Florian	25 SEP 1987	GER	0.87	20.15	42.42 22.27	1:05.07 22.65	<b>1:26.92</b> 21.85	1.53
12	1	7	SCASNY Patrik	27 APR 1989	SVK	1.01	20.83	42.84 22.01	1:05.19 22.35	<b>1:27.93</b> 22.74	2.54
13	1	8	GHONIM El Hassan	30 JUL 1990	EGY	1.09	20.68	42.11 21.43	1:04.95 22.84	<b>1:29.15</b> 24.20	3.76
14	2	7	LIN Chien Lung	9 JUL 1993	TPE	0.90	21.00	43.87 22.87	1:07.25 23.38	<b>1:30.63</b> 23.38	5.24
15	1	5	JIAN Ka	15 MAR 1988	CHN	0.93	21.79	45.22 23.43	1:09.65 24.43	<b>1:34.52</b> 24.87	9.13
16	2	6	PANOV Viktor	26 SEP 1985	UKR	1.16	20.73	43.82 23.09	1:09.00 25.18	<b>1:35.03</b> 26.03	9.64

Legend:

R.T. Reaction time

## Timing & Data-Handling by TISSOT





### Results Summary

Résumé des résultats

	Record	Splits	Name	NOC Code	Location	Date
<b>WR</b>	3:17.36		CHEN Xiaping	CHN	Su Zhou (CHN)	28 MAY 2006
<b>GR</b>	3:19.67		CHEN Xiaping	CHN	Duisburg (GER)	22 JUL 2005

#### Preliminary

Event No. 8

Rank	Heat	Lane	Name	Date of Birth	NOC Code	R.T.	Time	Time Behind					
<b>1</b>	<b>2</b>	<b>6</b>	<b>KRAVCHUK Vasilisa</b>	<b>16 AUG 1987</b>	<b>RUS</b>	<b>0.90</b>	<b>3:23.51</b>	<b>Q</b>					
50m	23.18	100m	48.07	150m	1:13.83	200m	1:40.22	250m	2:06.50	300m	2:32.74	350m	2:58.50
			24.89		25.76		26.39		26.28		26.24		25.76
													25.01
<b>2</b>	<b>2</b>	<b>5</b>	<b>SHLYAKHOVSKA Olga</b>	<b>8 OCT 1984</b>	<b>UKR</b>	<b>1.02</b>	<b>3:24.26</b>	<b>0.75 Q</b>					
50m	23.11	100m	48.04	150m	1:13.61	200m	1:39.93	250m	2:06.09	300m	2:32.78	350m	2:59.04
			24.93		25.57		26.32		26.16		26.69		26.26
													25.22
<b>3</b>	<b>2</b>	<b>4</b>	<b>LIU Jiao</b>	<b>14 APR 1987</b>	<b>CHN</b>	<b>1.07</b>	<b>3:24.71</b>	<b>1.20 Q</b>					
50m	23.11	100m	48.01	150m	1:13.84	200m	1:40.20	250m	2:05.55	300m	2:32.76	350m	2:59.32
			24.90		25.83		26.36		25.35		27.21		26.56
													25.39
<b>4</b>	<b>1</b>	<b>4</b>	<b>BARANOVSKAYA Valeria</b>	<b>16 FEB 1990</b>	<b>RUS</b>	<b>0.95</b>	<b>3:25.72</b>	<b>2.21 Q</b>					
50m	23.49	100m	48.88	150m	1:14.67	200m	1:40.97	250m	2:07.36	300m	2:34.18	350m	3:00.61
			25.39		25.79		26.30		26.39		26.82		26.43
													25.11
<b>5</b>	<b>2</b>	<b>3</b>	<b>GODOVANA Olga</b>	<b>8 AUG 1991</b>	<b>UKR</b>	<b>1.02</b>	<b>3:26.10</b>	<b>2.59 Q</b>					
50m	23.27	100m	48.60	150m	1:14.76	200m	1:41.45	250m	2:07.35	300m	2:34.09	350m	3:00.61
			25.33		26.16		26.69		25.90		26.74		26.52
													25.49
<b>6</b>	<b>1</b>	<b>5</b>	<b>YU Xin</b>	<b>17 NOV 1987</b>	<b>CHN</b>	<b>1.06</b>	<b>3:27.05</b>	<b>3.54 Q</b>					
50m	24.13	100m	49.94	150m	1:15.80	200m	1:41.65	250m	2:08.23	300m	2:34.80	350m	3:01.18
			25.81		25.86		25.85		26.58		26.57		26.38
													25.87
<b>7</b>	<b>1</b>	<b>6</b>	<b>WIRTZ Melinda</b>	<b>30 JUN 1987</b>	<b>HUN</b>	<b>1.01</b>	<b>3:28.15</b>	<b>4.64 Q</b>					
50m	24.42	100m	50.51	150m	1:16.51	200m	1:43.34	250m	2:09.62	300m	2:36.25	350m	3:02.57
			26.09		26.00		26.83		26.28		26.63		26.32
													25.58
<b>8</b>	<b>1</b>	<b>7</b>	<b>SVOZILOVA Zuzana</b>	<b>22 JAN 1989</b>	<b>CZE</b>	<b>1.03</b>	<b>3:28.63</b>	<b>5.12 Q</b>					
50m	24.28	100m	50.05	150m	1:16.22	200m	1:42.82	250m	2:09.63	300m	2:36.53	350m	3:03.08
			25.77		26.17		26.60		26.81		26.90		26.55
													25.55
<b>9</b>	<b>1</b>	<b>3</b>	<b>JEON Ahran</b>	<b>22 APR 1986</b>	<b>KOR</b>	<b>0.89</b>	<b>3:28.76</b>	<b>5.25</b>					
50m	23.84	100m	49.77	150m	1:15.91	200m	1:42.77	250m	2:09.11	300m	2:36.11	350m	3:03.00
			25.93		26.14		26.86		26.34		27.00		26.89
													25.76
<b>10</b>	<b>1</b>	<b>2</b>	<b>SCHREIBER Franziska</b>	<b>10 FEB 1988</b>	<b>GER</b>	<b>0.97</b>	<b>3:30.26</b>	<b>6.75</b>					
50m	24.11	100m	50.51	150m	1:17.22	200m	1:44.66	250m	2:11.23	300m	2:37.99	350m	3:04.38
			26.40		26.71		27.44		26.57		26.76		26.39
													25.88
<b>11</b>	<b>2</b>	<b>7</b>	<b>LIU Hao Min</b>	<b>2 NOV 1990</b>	<b>TPE</b>	<b>1.01</b>	<b>3:35.53</b>	<b>12.02</b>					
50m	22.23	100m	46.93	150m	1:13.72	200m	1:41.93	250m	2:10.16	300m	2:39.11	350m	3:08.86
			24.70		26.79		28.21		28.23		28.95		29.75
													26.67
<b>12</b>	<b>2</b>	<b>2</b>	<b>MARINCAKOVA Nikola</b>	<b>31 MAY 1988</b>	<b>SVK</b>	<b>0.94</b>	<b>3:35.76</b>	<b>12.25</b>					
50m	24.18	100m	50.07	150m	1:16.60	200m	1:44.10	250m	2:12.01	300m	2:40.15	350m	3:08.44
			25.89		26.53		27.50		27.91		28.14		28.29
													27.32
<b>13</b>	<b>2</b>	<b>1</b>	<b>TOKA El Kordi</b>	<b>30 JUL 1993</b>	<b>EGY</b>	<b>1.04</b>	<b>3:44.10</b>	<b>20.59</b>					
50m	24.30	100m	51.11	150m	1:19.21	200m	1:48.42	250m	2:17.59	300m	2:46.82	350m	3:16.29
			26.81		28.10		29.21		29.17		29.23		29.47
													27.81

**Legend:**

R.T. Reaction time

### Timing & Data-Handling by TISSOT





## Results Summary

Résumé des résultats

	Record	Name	NOC Code	Location	Date
<b>WR</b>	14.18	SKORJENKO Evgueni	RUS	Shangai (CHN)	23 OCT 2004
<b>GR</b>	14.35	SKORJENKO Evgeny	RUS	Duisbug (GER)	22 JUL 2005

### Preliminary

Event No. 9

Rank	Heat	Lane	Name	Date of Birth	NOC Code	R.T.	Time	Time Behind
1	2	4	SKORZHENKO Evgeniy	18 AUG 1984	RUS	0.95	<b>14.37</b>	<b>Q</b>
2	1	5	SOROKA Igor	9 APR 1986	UKR	0.92	<b>14.47</b>	0.10 <b>Q</b>
3	2	6	LEE Kwan Ho	17 NOV 1989	KOR	0.76	<b>14.48</b>	0.11 <b>Q</b>
4	2	5	FORMIN Alexander	23 JUL 1981	RUS	0.96	<b>14.70</b>	0.33 <b>Q</b>
5	1	2	TOVER Nikolai	29 MAY 1982	EST	0.99	<b>14.75</b>	0.38 <b>Q</b>
6	1	4	CEN Jinlong	6 JAN 1986	CHN	0.86	<b>14.80</b>	0.43 <b>Q</b>
7	2	3	YUAN Haifeng	16 JUL 1982	CHN	0.86	<b>14.90</b>	0.53 <b>Q</b>
8	1	3	SYDORENKO Dmytro	9 JAN 1988	UKR	0.98	<b>14.92</b>	0.55 <b>Q</b>
9	1	6	SAKAI Hideaki	28 OCT 1980	JPN	0.75	<b>15.04</b>	0.67
10	2	2	FUMAROLA Cesare	24 JAN 1985	ITA	0.87	<b>15.26</b>	0.89
11	1	7	MANCINI Gianluca	6 AUG 1980	ITA	0.94	<b>15.35</b>	0.98
12	2	7	MORICE Erven	22 SEP 1972	FRA	0.82	<b>15.55</b>	1.18
13	1	1	JOSZT Karoly Adam	4 JUL 1987	HUN	0.86	<b>15.76</b>	1.39
14	2	8	SHAMA Eslam Ahmed	20 JUN 1985	EGY	0.78	<b>16.56</b>	2.19
15	2	1	LIN Yueh Hsun	23 DEC 1989	TPE	0.91	<b>16.59</b>	2.22

**Legend:**

R.T. Reaction time

## Timing & Data-Handling by TISSOT





Results

Résultats

	Record	Split	Name	NOC Code	Location	Date
<b>WR</b>	38.79	17.79	LIANG Yaoyue	CHN	Kaohsiung	23 JUL 2009
<b>GR</b>	38.79	17.79	LIANG Yaoyue	CHN	Kaohsiung	23 JUL 2009

Final

Event No. 6

Rank	Lane	Name	NOC Code	R.T.	50m	Time	Time Behind
1	4	ZHU Baozhen	CHN	0.88	(1) 17.61	<b>38.11</b> 20.50	WR
2	5	LIANG Yaoyue	CHN	0.93	(2) 18.10	<b>38.81</b> 20.71	0.70
3	2	HEITZ Camille	FRA	0.99	(6) 19.20	<b>40.42</b> 21.22	2.31
3	8	CHOI Saerom	KOR	0.86	(5) 19.18	<b>40.42</b> 21.24	2.31
5	1	ARTIUSHENKO Margo	UKR	1.06	(4) 19.00	<b>40.47</b> 21.47	2.36
6	6	SZEKELY Lilla	HUN	0.89	(7) 19.24	<b>40.72</b> 21.48	2.61
7	7	DYELOVA Kateryna	UKR	0.91	(3) 18.97	<b>40.91</b> 21.94	2.80
	3	JANG Yesol	KOR			<b>DSQ</b>	

Legend:

DSQ Disqualified

R.T. Reaction time

WR World record

Timing & Data-Handling by TISSOT





**Results**  
R sultats

	Record	Splits	Name	NOC Code	Location	Date
<b>WR</b>	1:21.79		NAVA Andrea	ITA	Eger (HUN)	23 JUL 2008
<b>GR</b>	1:24.04		KABANOV Pavel	RUS	Duisburg (GER)	22 JUL 2005

Final


Event No. 7

Rank	Lane	Name	NOC Code	R.T.	50m	100m	150m	Time	Time Behind
1	4	FIGINI Stefano	ITA	0.96	(5) 19.84	(3) 40.68 20.84	(3) 1:01.58 20.90	<b>1:22.10</b> 20.52	GR
2	6	NAVA Andrea	ITA	0.85	(1) 19.51	(1) 39.68 20.17	(1) 1:00.74 21.06	<b>1:22.97</b> 22.23	0.87
3	7	YOU Gyeongheon	KOR	0.88	(6) 19.85	(2) 40.51 20.66	(2) 1:01.51 21.00	<b>1:23.42</b> 21.91	1.32
4	3	KANYO Denes	HUN	0.96	(2) 19.68	(6) 41.19 21.51	(4) 1:02.35 21.16	<b>1:23.50</b> 21.15	1.40
5	2	KOKAI Daniel	HUN	0.89	(2) 19.68	(5) 41.18 21.50	(6) 1:02.88 21.70	<b>1:24.66</b> 21.78	2.56
6	5	SHEKERA Dmytro	UKR	0.97	(2) 19.68	(4) 40.88 21.20	(5) 1:02.77 21.89	<b>1:24.75</b> 21.98	2.65
7	8	MALETIN Roman	RUS	1.07	(7) 19.96	(7) 41.45 21.49	(7) 1:03.66 22.21	<b>1:25.50</b> 21.84	3.40
8	1	LUTZKENDORF Sven	GER	0.97	(8) 20.48	(8) 42.21 21.73	(8) 1:04.70 22.49	<b>1:26.80</b> 22.10	4.70

Legend:

GR R.T. Reaction time

**Timing & Data-Handling by TISSOT**





Results

Résultats

	Record	Splits	Name	NOC Code	Location	Date
<b>WR</b>	3:17.36		CHEN Xiaping	CHN	Su Zhou (CHN)	28 MAY 2006
<b>GR</b>	3:19.67		CHEN Xiaping	CHN	Duisburg (GER)	22 JUL 2005

Final

Event No. 8

Rank	Lane	Name	NOC Code	R.T.	Time	Time Behind
<b>1</b>	<b>4</b>	<b>KRAVCHUK Vasilisa</b>	<b>RUS</b>	<b>0.88</b>	<b>3:15.36</b>	<b>WR</b>
50m (3) 22.31	100m (2) 46.72 24.41	150m (2) 1:11.00 24.28	200m (1) 1:36.25 25.25	250m (2) 2:01.25 25.00	300m (2) 2:26.41 25.16	350m (1) 2:51.00 24.59
<b>2</b>	<b>3</b>	<b>LIU Jiao</b>	<b>CHN</b>	<b>1.01</b>	<b>3:17.67</b>	<b>2.31</b>
50m (1) 21.83	100m (1) 45.59 23.76	150m (1) 1:10.24 24.65	200m (2) 1:36.37 26.13	250m (1) 2:00.71 24.34	300m (1) 2:26.19 25.48	350m (2) 2:51.46 25.27
<b>3</b>	<b>5</b>	<b>SHLYAKHOVSKA Olga</b>	<b>UKR</b>	<b>1.01</b>	<b>3:19.40</b>	<b>4.04</b>
50m (5) 22.65	100m (5) 47.55 24.90	150m (4) 1:12.50 24.95	200m (4) 1:38.28 25.78	250m (4) 2:03.75 25.47	300m (4) 2:29.89 26.14	350m (3) 2:55.52 25.63
<b>4</b>	<b>7</b>	<b>YU Xin</b>	<b>CHN</b>	<b>0.94</b>	<b>3:22.37</b>	<b>7.01</b>
50m (2) 22.14	100m (3) 46.81 24.67	150m (3) 1:11.84 25.03	200m (3) 1:37.55 25.71	250m (3) 2:03.22 25.67	300m (3) 2:29.62 26.40	350m (4) 2:55.97 26.35
<b>5</b>	<b>6</b>	<b>BARANOVSKAYA Valeria</b>	<b>RUS</b>	<b>0.95</b>	<b>3:22.58</b>	<b>7.22</b>
50m (6) 22.66	100m (6) 47.56 24.90	150m (5) 1:13.08 25.52	200m (5) 1:39.20 26.12	250m (5) 2:05.14 25.94	300m (5) 2:31.55 26.41	350m (5) 2:57.56 26.01
<b>6</b>	<b>2</b>	<b>GODOVANA Olga</b>	<b>UKR</b>	<b>0.92</b>	<b>3:24.64</b>	<b>9.28</b>
50m (4) 22.49	100m (4) 47.17 24.68	150m (6) 1:13.43 26.26	200m (6) 1:40.08 26.65	250m (6) 2:06.21 26.13	300m (6) 2:32.96 26.75	350m (6) 2:59.66 26.70
<b>7</b>	<b>8</b>	<b>SVOZILOVA Zuzana</b>	<b>CZE</b>	<b>1.04</b>	<b>3:27.91</b>	<b>12.55</b>
50m (8) 23.80	100m (8) 48.83 25.03	150m (7) 1:14.55 25.72	200m (7) 1:41.11 26.56	250m (7) 2:07.73 26.62	300m (7) 2:34.77 27.04	350m (7) 3:01.68 26.91
<b>8</b>	<b>1</b>	<b>WIRTZ Melinda</b>	<b>HUN</b>	<b>1.00</b>	<b>3:30.42</b>	<b>15.06</b>
50m (7) 23.00	100m (7) 48.24 25.24	150m (8) 1:14.75 26.51	200m (8) 1:42.08 27.33	250m (8) 2:08.83 26.75	300m (8) 2:36.55 27.72	350m (8) 3:04.04 27.49

Legend:

R.T. Reaction time

WR World record

Timing & Data-Handling by TISSOT





**Results**

Résultats

	Record	Name	NOC Code	Location	Date
<b>WR</b>	14.18	SKORJENKO Evgueni	RUS	Shangai (CHN)	23 OCT 2004
<b>GR</b>	14.35	SKORJENKO Evgeny	RUS	Duisbug (GER)	22 JUL 2005

Final

Event No. 9

Rank	Lane	Name	NOC Code	R.T.	Time	Time Behind
1	5	<b>SOROKA Igor</b>	UKR	0.89	<b>14.38</b>	
2	4	<b>SKORZHENKO Evgeniy</b>	RUS	0.82	<b>14.40</b>	0.02
3	3	<b>LEE Kwan Ho</b>	KOR	0.78	<b>14.51</b>	0.13
4	7	<b>CEN Jinlong</b>	CHN	0.88	<b>14.62</b>	0.24
5	2	<b>TOVER Nikolai</b>	EST	0.88	<b>14.67</b>	0.29
6	6	<b>FORMIN Alexander</b>	RUS	0.91	<b>14.71</b>	0.33
7	1	<b>YUAN Haifeng</b>	CHN	0.75	<b>14.77</b>	0.39
8	8	<b>SYDORENKO Dmytro</b>	UKR	0.96	<b>15.11</b>	0.73

**Legend:**

R.T. Reaction time

**Timing & Data-Handling by TISSOT**





**Results**  
R sultats

	Record	Splits	NOC (Relay)	Location	Date
<b>WR</b>	2:23.66		RUS - Russia	San Marino (ITA)	9 JUL 2005
<b>GR</b>	2:26.47		RUS - Russia	Duisburg (GER)	22 JUL 2005

**Final**

**Event No. 10**

Rank	Heat	Lane	NOC	Name	R.T.	50m	100m	Time	Time Behind
1	1	3	<b>UKR - Ukraine</b>					<b>2:24.83</b>	GR
				SYDORENKO Dmytro	0.98	16.54	36.15	36.15	
				SHEKERA Dmytro	0.43	17.05	36.48	1:12.63	
				PANOV Viktor	0.40	17.25	36.79	1:49.42	
				SOROKA Igor	0.46	16.86	35.41	2:24.83	
2	1	4	<b>ITA - Italy</b>					<b>2:25.39</b>	0.56
				FIGINI Stefano	1.06	18.10	37.75	37.75	
				FUMAROLA Cesare	0.10	16.20	35.40	1:13.15	
				MANCINI Gianluca	0.18	17.41	37.15	1:50.30	
				NAVA Andrea	0.00	16.90	35.09	2:25.39	
3	1	5	<b>RUS - Russia</b>					<b>2:25.54</b>	0.71
				REZNIKOV Nikolay	1.08	17.46	36.48	36.48	
				SKORZHENKO Evgeniy	0.25	17.47	37.10	1:13.58	
				KULAKOV Pavel	0.26	16.61	36.13	1:49.71	
				BURAKOV Andrey	0.45	16.72	35.83	2:25.54	
4	1	6	<b>CHN - China</b>					<b>2:26.11</b>	1.28
				MIAO Jingwei	0.89	16.56	36.24	36.24	
				JIAN Ka	0.29	16.87	36.71	1:12.95	
				CEN Jinlong	0.54	16.93	37.07	1:50.02	
				YUAN Haifeng	0.23	17.23	36.09	2:26.11	
5	1	2	<b>KOR - Korea</b>					<b>2:28.37</b>	3.54
				PARK Jeongsu	0.89	17.51	37.01	37.01	
				YOU Gyeongheon	0.27	17.36	36.78	1:13.79	
				YOON Young Joong	0.26	17.33	36.71	1:50.50	
				LEE Kwan Ho	0.39	17.42	37.87	2:28.37	
6	1	7	<b>HUN - Hungary</b>					<b>2:29.77</b>	4.94
				KOKAI Daniel	0.88	17.83	38.04	38.04	
				KANYO Denes	0.55	17.70	36.62	1:14.66	
				KOVY Bence	0.24	17.36	37.21	1:51.87	
				JOSZT Karoly Adam	0.32	17.48	37.90	2:29.77	
7	1	8	<b>EGY - Egypt</b>					<b>2:38.59</b>	13.76
				GHONIM El Hassan	1.02	19.29	41.31	41.31	
				FOUDA Usama Karim	0.22	17.77	38.51	1:19.82	
				ABOU MOSALLEM Mohsen	0.34	18.81	40.97	2:00.79	
				SHAMA Eslam Ahmed	0.00	17.59	37.80	2:38.59	

**Timing & Data-Handling by TISSOT**





Final

Event No. 10

Rank	Heat	Lane	NOC	Name	R.T.	50m	100m	Time	Time Behind
8	1	1	TPE - Chinese Taipei					<b>2:40.46</b>	15.63
				YANG Ping Hua	0.80	18.85	39.34	39.34	
				CHANG Chen Yu	0.27	17.84	39.39	1:18.73	
				LIN Chien Lung	0.30	18.96	35.55	1:54.28	
				LIN Yueh Hsun	0.00	23.56	46.18	2:40.46	

Legend:

GR R.T. Reaction time

Timing & Data-Handling by TISSOT

